

»» Features

- Low cost and low profile miniature PCB Relays.
- UL/CUL, TUV approved.
- High rating 12A SPDT, 8A DPDT.
- 3.5mm & 5mm pinning are both available
- Standard coil 700mW and high sensitive coil 530mW.
- SPNC, SPNO, SPDT, DPNO, DPNC, DPDT contact configurations.
- General purpose application including UPS, power supply controls, Home Appliances of heating element controls, motor control for access control, etc.
- PC board type socket & hold down clips can be offered with relay for automation control application.
- Comply with RoHS-Directive 2011/65/EU.



»» Type List

◆ Standard Type

Terminal style	Contact form	High capacity	UL Insulation system approval	Designation	
				Flux tight	Sealed type washable
PCB terminal	1A (SPNO)	H	-----	845-H 1A-C	845H-1A-S
	1C (SPDT)	H	-----	845H- 1C-C	845H-1C-S
	2A (DPNO)	----	-----	845-2A-C	845-2A-S
	2C (DPDT)	----	-----	845-2C-C	845-2C-S
	2A (DPNO)	H	-----	845H-2A-C	845H-2A-S
	2C (DPDT)	H	-----	845H-2C-C	845H-2C-S
	1A (SPNO)	H	F	845H-1A-F-C	845H-1A-F-S
	1C (SPDT)	H	F	845H-1C-F-C	845H-1C-F-S
	2A (DPNO)	----	F	845-2A-F-C	845-2A-F-S
	2C (DPDT)	----	F	845-2C-F-C	845-2C-F-S
	2A (DPNO)	H	F	845H-2A-F-C	845H-2A-F-S
	2C (DPDT)	H	F	845H-2C-F-C	845H-2C-F-S

◆ High Sensitive Type

PCB terminal	1A (SPNO)	H	-----	845HN-1A-C	845HN-1A-S
	1C (SPDT)	H	-----	845HN-1C-C	845HN-1C-S
	2A (DPNO)	----	-----	845N-2A-C	845N-2A-S
	2C (DPDT)	----	-----	845N-2C-C	845N-2C-S
	2A (DPNO)	H	-----	845HN-2A-C	845HN-2A-S
	2C (DPDT)	H	-----	845HN-2C-C	845HN-2C-S
	1A (SPNO)	H	F	845HN-1A-F-C	845HN-1A-F-S
	1C (SPDT)	H	F	845HN-1C-F-C	845HN-1C-F-S



845

PCB terminal	2A (DPNO)	----	F	845N-2A-F-C	845N-2A-F-S
	2C (DPDT)	----	F	845N-2C-F-C	845N-2C-F-S
	2A (DPNO)	H	F	845HN-2A-F-C	845HN-2A-F-S
	2C (DPDT)	H	F	845HN-2C-F-C	845HN-2C-F-S

Ordering Information

845 H N - 1A - F - C XXVXC
 1 2 3 4 5 6 7

- | | | | |
|----------|--------------------------------|----------|------------------------------------------------------------------------------|
| 1. 845 | -- Basic series designation | 2A | -- Double pole normally open |
| 2. Blank | -- Standard type | 2B | -- Double pole normally closed |
| H | -- High sensitivity type | 2C | -- Double pole double throw |
| 3. Blank | -- Standard type | 5. Blank | -- Standard type |
| N | -- High sensitivity type | F | -- Class F |
| 4. 1A | -- Single pole normally open | 6. C | -- Flux tight |
| 1B | -- Single pole normally closed | S | -- Sealed type washable |
| 1C | -- Single pole double throw | 7. XXVXC | -- Coil voltage (please refer to the coil rating data for the availability). |

Contact Rating

Load type	(845H) 1A, 1B, 1C	(845) 2A, 2B, 2C	(845H) 2A, 2B, 2C
Rated load (resistive)	10A 240VAC	5A 240VAC	8A 240VAC
Max. switching current	10A	5A	8A
Max. switching voltage	277VAC	277VAC	277VAC
Max. switching capacity	2400VA	1200VA	1920VA

Coil Rating (DC)

Standard Type

Rated voltage (V)	Rated current ±10 % at 23°C (mA)	Coil resistance ±10 % at 23°C (Ω)	Max. continuous voltage at 85°C	Pick up voltage(Max) at 23°C	Drop out voltage(Min) at 23°C	Power consumption at rated voltage
3	234	12.8	160 % of rated voltage	75 % of rated voltage	10 % of rated voltage	approx. 0.7W
5	139	36				
6	118	51				
9	78	116				
12	58	206				
18	39	460				
24	29	825				
36	19.5	1850				
48	15	3300				
60	11.7	5100				
110	6.4	17,230				

◆ High Sensitive Type

Rated voltage (V)	Rated current ±10 % at 23°C (mA)	Coil resistance ±10 % at 23°C (Ω)	Max. continuous voltage at 85°C	Pick up voltage(Max) at 23°C	Drop out voltage(Min) at 23°C	Power consumption at rated voltage
3	176	17	170 % of rated voltage	80 % of rated voltage	10 % of rated voltage	approx. 0.53W
5	105	47.7				
6	88	68				
9	60	150				
12	44	275				
18	29.5	610				
24	22	1100				
36	14.8	2440				
48	11	4400				
60	8.8	6800				

»» Specification

Contact material	Ag SnO alloy	
Contact resistance ⁽¹⁾	100mΩ Max.	
Operate time ⁽¹⁾	20ms Max.	
Release time ⁽¹⁾	10ms Max.	
Insulation resistance ⁽¹⁾	1000 MΩ Min. (DC 500V)	
Dielectric strength ⁽¹⁾	Between open contact : AC 1000V , 50/60Hz 1 min.	
	Between contact and coil AC 5000V , 50/60Hz 1 min.	
	Between contact circuits: AC 3000V , 50/60Hz 1 min. (for 2pole only)	
Vibration resistance	Operating extremes	10~55Hz , amplitude 1.5 mm
	Damage limit	10~55Hz , amplitude 1.5 mm
Shock resistance	Operating extremes	10G
	Damage limits	100G
Life expectancy	Mechanical	10,000,000 operations (frequency 18,000 operations/hr)
	Electrical	100,000 operations ⚡ 50,000 operations (frequency 1,200operations/hr)
Operating ambient temperature	-40°C ~ +85°C (no freezing)	
Weight	Approx. 14g	

Note : (1) initial value

»» Safety Approval

Certified	UL / CUL	TUV
File No.	E88991	R09754104



845

»» Safety Approval Rating(UL/CUL)

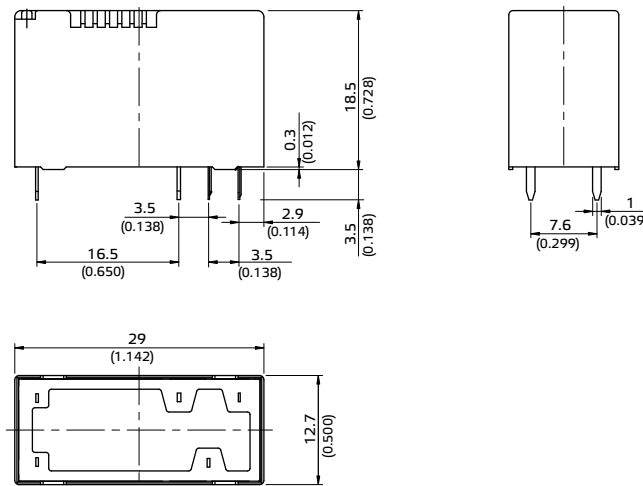
845 2A , 2B , 2C	845H 2A , 2B , 2C	845H 1A , 1B , 1C
5A 277VAC	8A 277VAC	12A 277VAC
5A 30VDC	8A 30VDC	12A 30VDC
1/8HP 125VAC/250VA	1/4HP 125VAC/250VAC	1/2HP 125VAC/250VAC
TV-3 (NO contact only)	TV-3 (NO contact only)	TV-5 (NO contact only)

»» Safety Approval Rating(TUV)

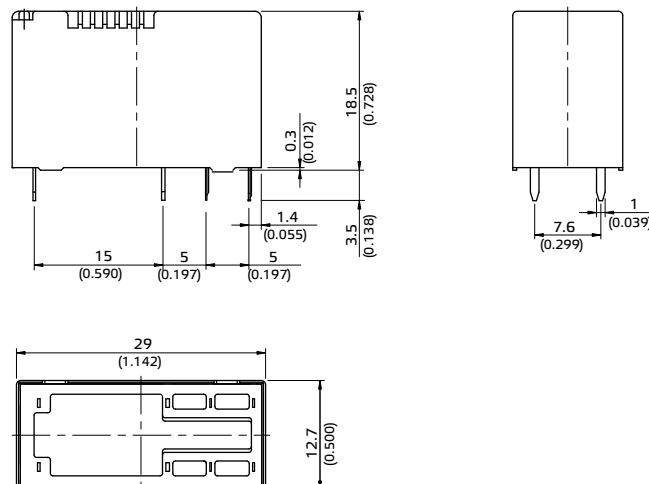
845 2A , 2B , 2C	845H 2A , 2B , 2C	845H 1A , 1B , 1C
5A 250VAC	8A 250VAC	12A 250VAC
5A 30VDC	8A 30VDC	12A 30VDC
3A 250VAC $\cos\phi$ 0.4	5A 250VAC $\cos\phi$ 0.4	10A 250VAC $\cos\phi$ 0.4

»» Outline Dimensions

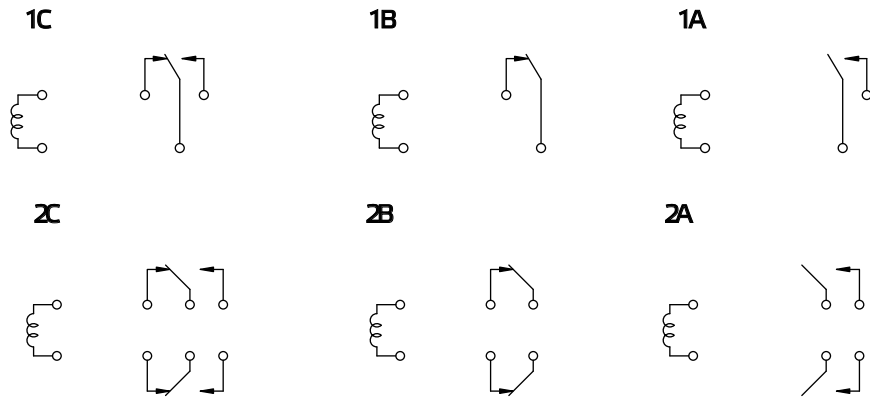
◆ 845 1P



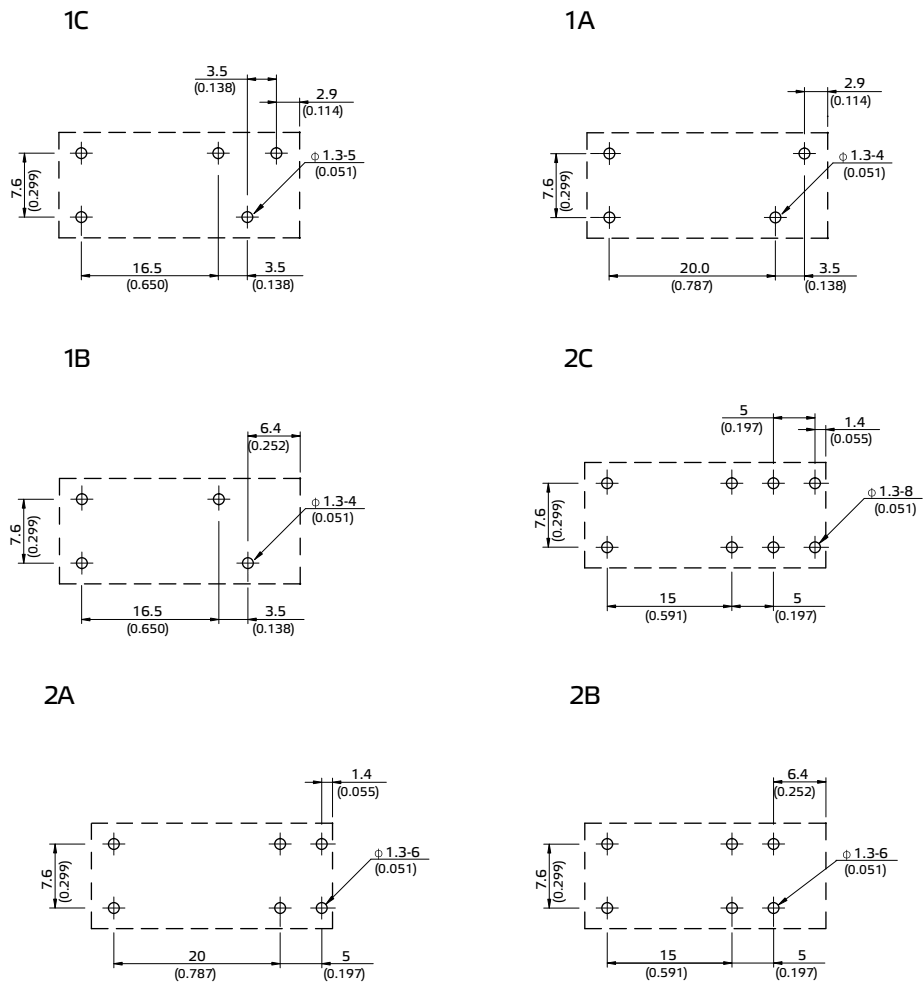
◆ 845 2P



»» Wiring Diagram
BOTTOM VIEW



»» PC Board Layout
BOTTOM VIEW

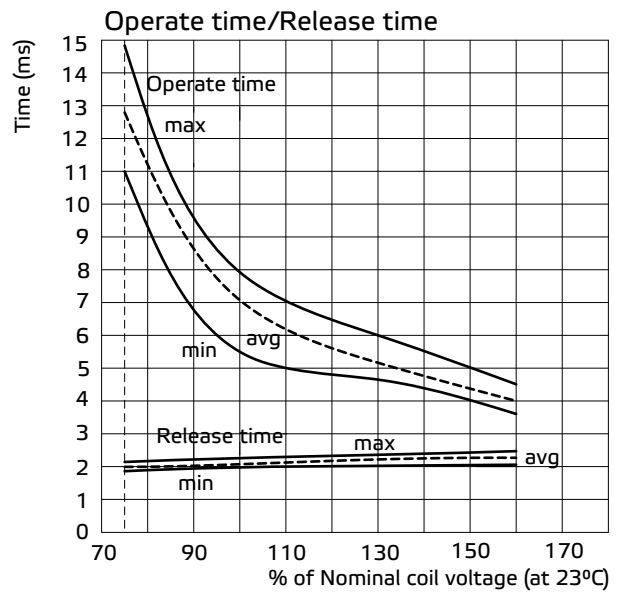
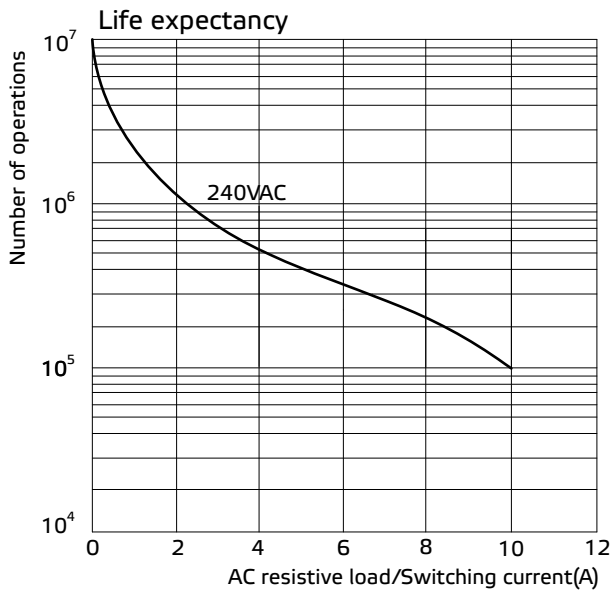
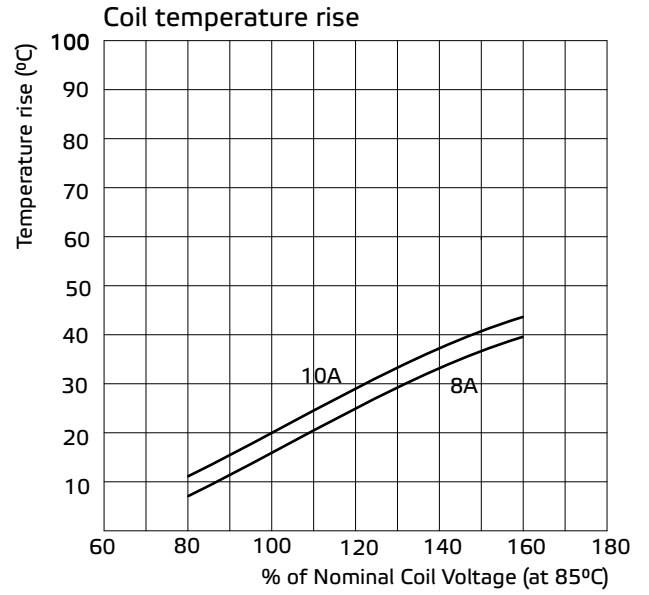
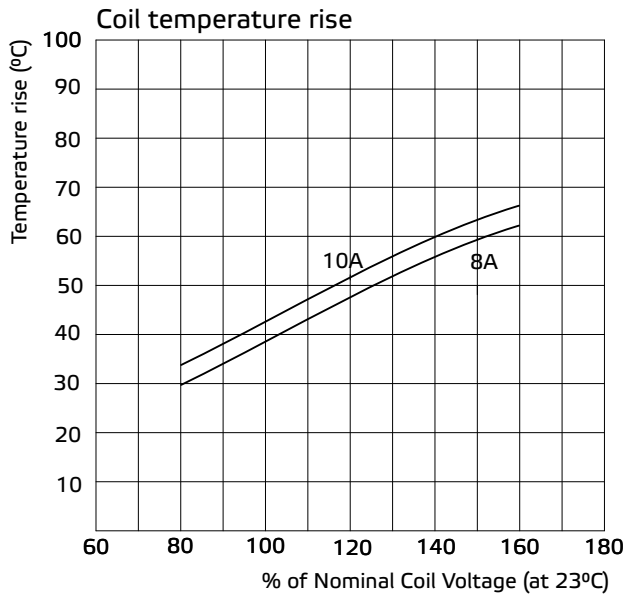




845

»» Engineering Data

◆845H-1P



◆845-2P

