




NINC68A

Miniature Intermediate Power Relay

Features:

- SMD LED indicator/mechanical operation indicator
- Lockable test button
- 1 to 4 contact poles
- Switching capability up to 15A
- PCB terminals/Solder terminals
- RoHS compliance
- UL:E235027; TUV:R50260442
- CQC:14002115332; CE:5399090516



ORDERING INFORMATION

NINC68A	V	P	L	-1	Z	12A	DC12V	***
<p>1.NINC68A series:</p> <p>2.Options(1): Blank: Standard; S: Sealed type V: With name plate; Z: With test button</p> <p>3.Options(2): Blank: Solder terminals; P: PCB terminals</p> <p>4.Options(3): Blank: Nil; L: With LED indicator X: With diode; LX: With LED indicator and diode</p> <p>5.Number of Poles: 1: 1pole; 2: 2poles; 3: 3poles; 4: 4poles</p> <p>6.Contact Form: Z=C(CO); H=A(NO); D=B(NC)</p> <p>7.Rated Contact Load : 12A(for 2poles; 3poles; 4poles); 15A(for 1pole)</p> <p>8.Coil Voltage: DC6V-220V; AC6V-380V</p> <p>9.Special Code: ***: Customer Special Requirement; Blank: Standard; F: Flange mounting</p>								

*Note: Not all combinations are available

PRODUCT CROSS REFERENCE

CLION	Universal	HONGFA	OMRON
NINC68A	JQX-13F(LY)	HF13F	LY

SPECIFICATIONS

CONTACT DATA

Contact form	1Z(SPDT); 1H(SPST-NO); 1D(SPST-NC)	2Z(DPDT); 2H(DPST-NO); 2D(DPST-NC)	3Z(TPDT); 3H(TPST-NO); 3D(TPST-NC)	4Z(4PDT); 4H(4PST-NO); 4D(4PST-NC)
Contact rating(Resistance load)	15A	12A	12A	12A
Max.switching voltage	240VAC/28VDC			
Max.switching current	15A	12A	12A	12A
Contact resistance	100mΩ max.(at 6VDC 1A)			
Contact material	Ag Alloy(AgSnO ₂)			
Mechanical endurance	1×10 ⁷ operations min.			
Electrical endurance	1×10 ⁵ operations min.			

COIL DATA(1pole &2 poles)

Nominal coil voltage (VDC)	Nominal current (mA) ±10%	Coil resistance (Ω) ±10%	Operating voltage (VDC) max.	Release voltage (VDC) min.
6	150	40	4.5	0.6
12	75	160	9	1.2
24	37.5	640	18	2.4
48	18.7	2560	36	4.8
110	8	13444	82.5	11
220	4	53777	165	22
Coil power consumption		0.9W		

COIL DATA(1pole &2 poles)

Nominal coil voltage (VAC)	Nominal current (mA) ±10%	Coil resistance (Ω) ±10%	Operating voltage (VAC) max.	Release voltage (VAC) min.
6	200	10.5	4.8	1.8
12	100	42	9.6	3.6
24	50	168	19.2	7.2
48	25	672	38.4	14.4
110	10.9	3529	88	33
220	5.4	14116	176	66
380	3.1	42116	304	114
Coil power consumption		1.2VA		

COIL DATA(3 poles)

Nominal coil voltage (VDC)	Nominal current (mA) ±10%	Coil resistance (Ω) ±10%	Operating voltage (VDC) max.	Release voltage (VDC) min.
6	250	24	4.5	0.6
12	125	96	9	1.2
24	62.5	384	18	2.4
48	31.2	1536	36	4.8
110	13.6	8066.7	82.5	11
220	6.8	32266.7	165	22
Coil power consumption		1.5W		

COIL DATA(3 poles)

Nominal coil voltage (VAC)	Nominal current (mA) $\pm 10\%$	Coil resistance (Ω) $\pm 10\%$	Operating voltage (VAC) max.	Release voltage (VAC) min.
6	416	5	4.8	1.8
12	208	20.2	9.6	3.6
24	104	80.6	19.2	7.2
48	52	322.3	38.4	14.4
110	22.7	1694	88	33
220	11.3	6776	176	66
380	6.5	20213	304	114
Coil power consumption		2.5VA		

COIL DATA(4 poles)

Nominal coil voltage (VDC)	Nominal current (mA) $\pm 10\%$	Coil resistance (Ω) $\pm 10\%$	Operating voltage (VDC) max.	Release voltage (VDC) min.
6	250	24	4.5	0.6
12	125	96	9	1.2
24	62.5	384	18	2.4
48	31.2	1536	36	4.8
110	13.6	8066.7	82.5	11
220	6.8	32266.7	165	22
Coil power consumption		1.5W		

COIL DATA(4 poles)

Nominal coil voltage (VAC)	Nominal current (mA) $\pm 10\%$	Coil resistance (Ω) $\pm 10\%$	Operating voltage (VAC) max.	Release voltage (VAC) min.
6	500	4.2	4.8	1.8
12	250	16.8	9.6	3.6
24	125	67.2	19.2	7.2
48	62.5	268.8	38.4	14.4
110	27.2	1411.7	88	33
220	13.6	5646.7	176	66
380	7.8	16846.7	304	114
Coil power consumption		3VA		

CHARACTERISTICS

Operate time(at rated voltage)		15ms max. DC type
Release time(at rated voltage)		10ms max. DC type
Operate voltage		75% of nominal voltage max. DC type
		80% of nominal voltage max. AC type
Release voltage		10% of nominal voltage min. DC type
		30% of nominal voltage min. AC type
Insulation resistance		100M Ω min.(at 500VDC)
Dielectric	Between coil and contacts	1500VAC for 1min
	Between open contacts of same pole	1000VAC for 1min
Strength	Between contacts of different pole	1000VAC for 1min
Shock	Destruction	1,000m/s ² (approx.100G)
Resistance	Malfunction	100m/s ² (approx.10G)
Vibration	Destruction	10 ~ 50HZ,1.5mm double amplitude
Resistance	Malfunction	10 ~ 50HZ,1.5mm double amplitude
Ambient temperature		-40°C ~ 85°C
Ambient humidity		45% ~ 85%RH
Weight		approx.35g(2 poles)

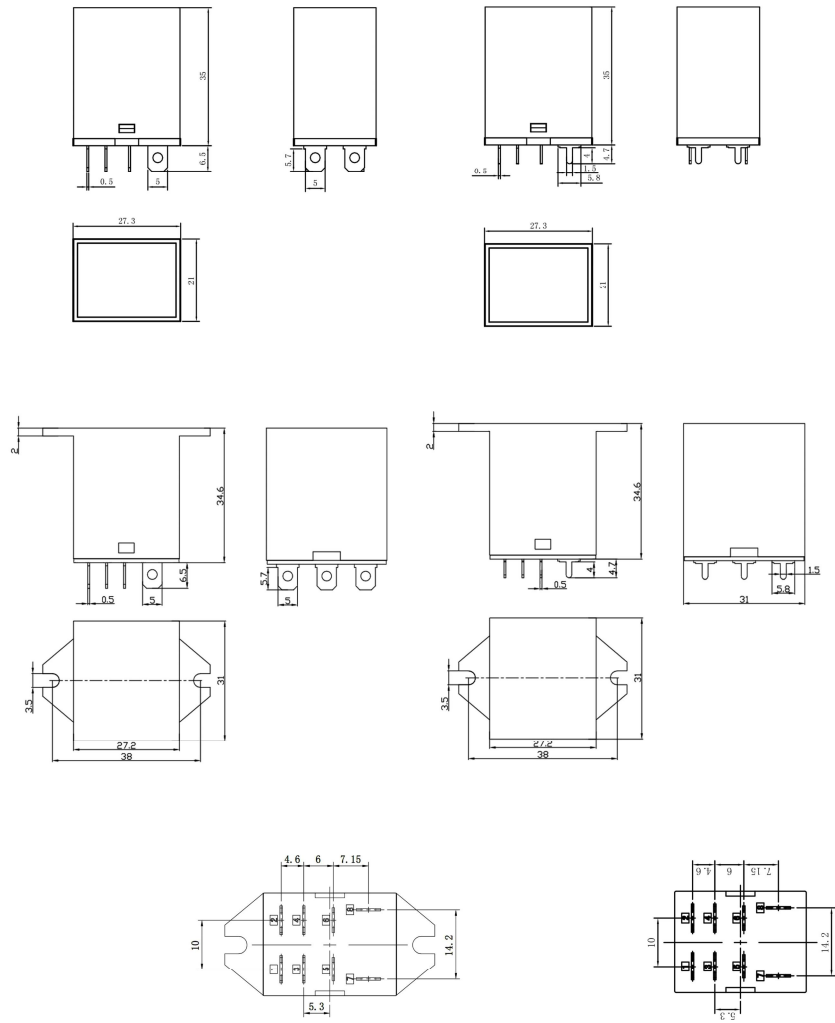
APPEARANCE(DIMENSIONS)/ WIRING DIAGRAM(Unit: mm)

● NNC68A-1Z

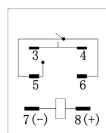


Solder Terminals

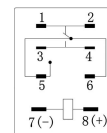
PCB Terminals



1H



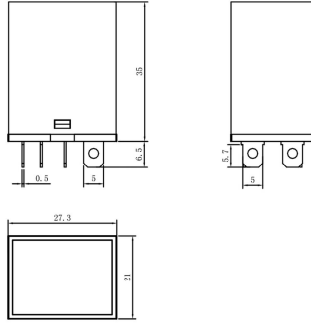
1Z



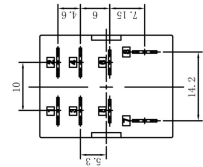
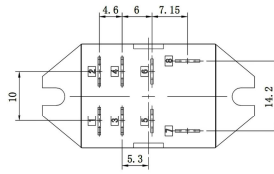
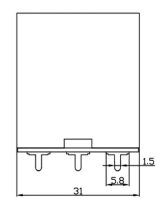
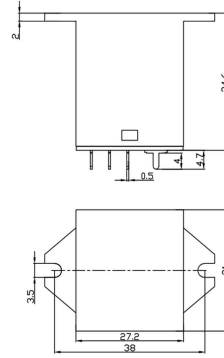
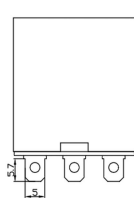
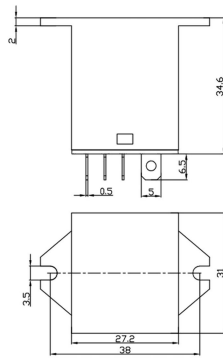
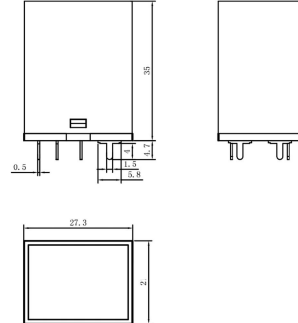
● **NNC68A-2Z**



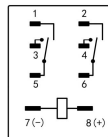
Solder Terminals



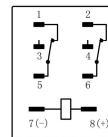
PCB Terminals



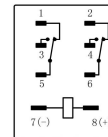
2H



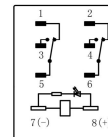
2D




2Z



L-2Z

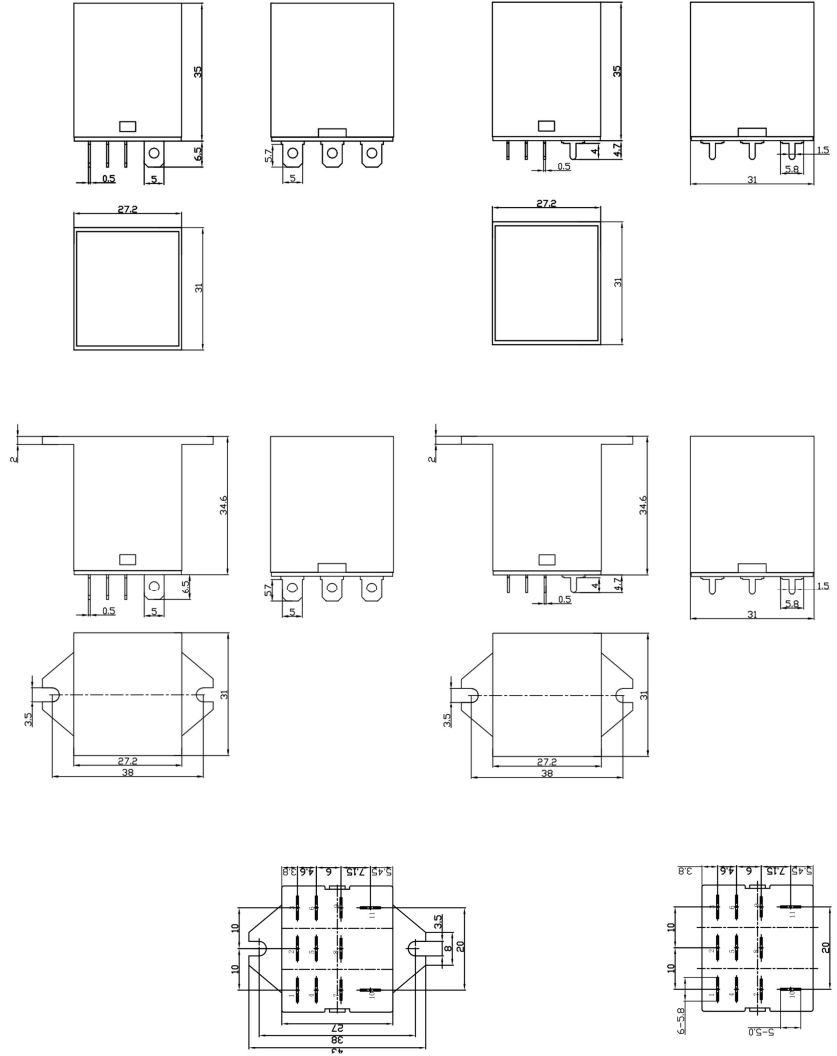


● **NNC68A-3Z**



Solder Terminals

PCB Terminals

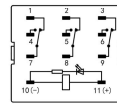
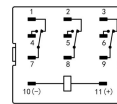
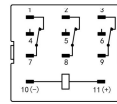
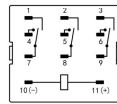


3H


3D

3Z

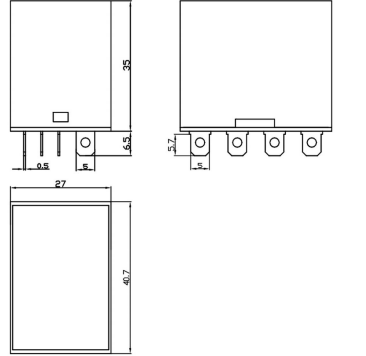
L-3Z



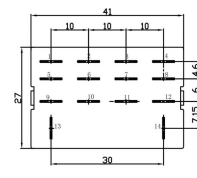
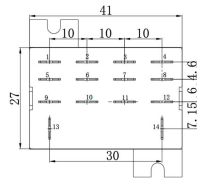
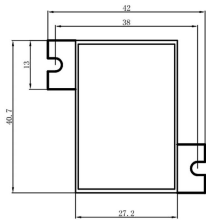
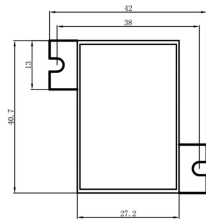
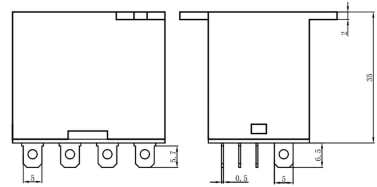
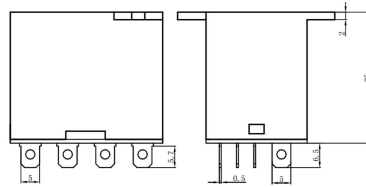
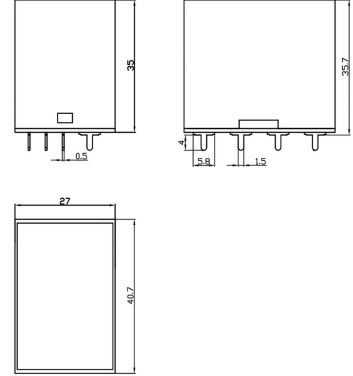
● **NNC68A-4Z**



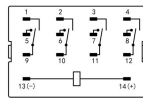
Solder Terminals



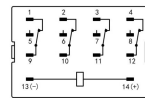
PCB Terminals



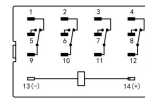
4H



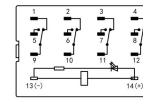
4D



4Z



L-4Z



PACKING INFORMATION

Items	NNC68A(1 pole; 2 poles)	NNC68A(3 poles)	NNC68A(4 poles)
Inner package	Paper box	Paper box	Paper box
Inner packing QTYS(PCS)	20	10	10
Outer packing QTYS(PCS)	600	300	300
Outer packing Dimensions(mm)	330×310×345	330×310×345	330×310×345
Net weight(KG)	20	14	19
Gross weight(KG)	21	15	20

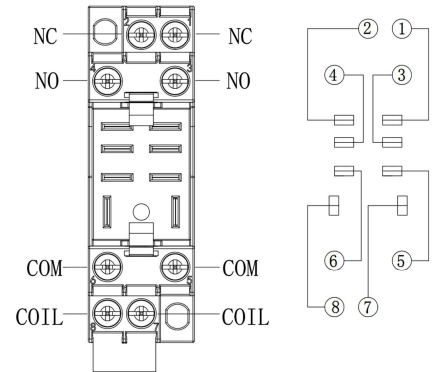
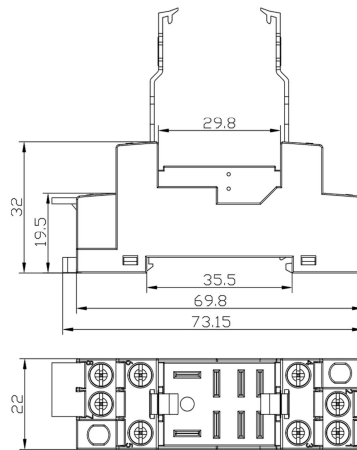

SOCKETS/ACCESSORIES

LIST OF SOCKETS

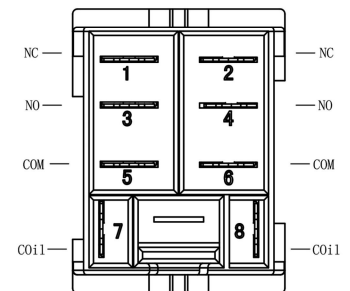
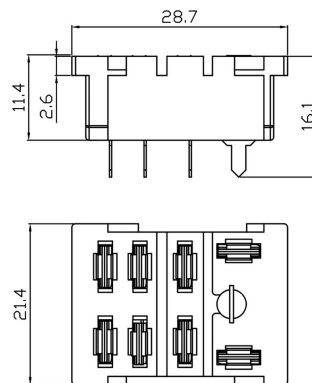
Applicable relay	Socket model	Certificates	Accessories
	PTF08A	UL:E235027 CE:5399090516	Metallic clips
NNC68A series	PTF08A3		Metallic clips/Plastic clips; Name plate
1 pole/ 2 poles	13F2C A2		Metallic clips
NNC68A series	PTF11A	UL:E235027 CE:5399090516	Metallic clips
3 poles			
NNC68A series	PTF14A	UL:E235027 CE:5399090516	Metallic clips
4 poles			

APPEARANCE(DIMENSIONS)/ WIRING DIAGRAM(Unit: mm)

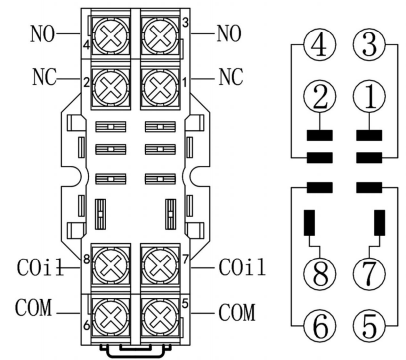
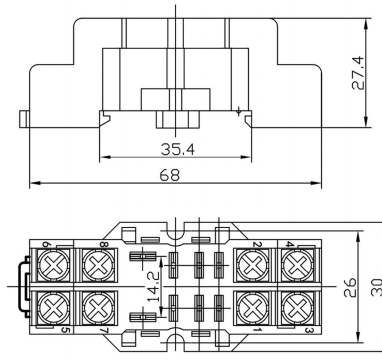
● PTF08A3



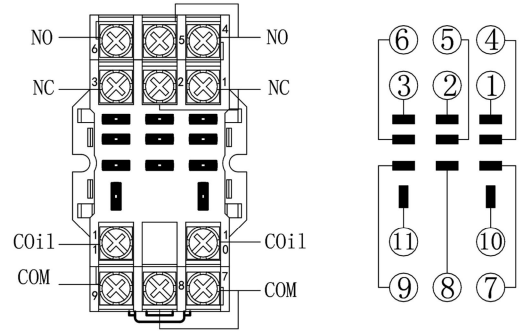
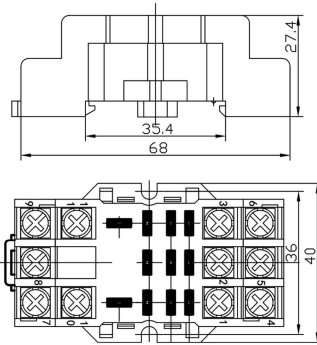
● 13F2C A2



● **PTF08A**



● **PTF11A**



● **PTF14A**

