

LED FLOOD LIGHT FL-22, FL-23

INSTRUCTION

Attention: Please read the following instructions carefully to ensure that mounting operation will be carried out in the right way .These instructions should be properly preserved for future reference.

I .Main construction Data

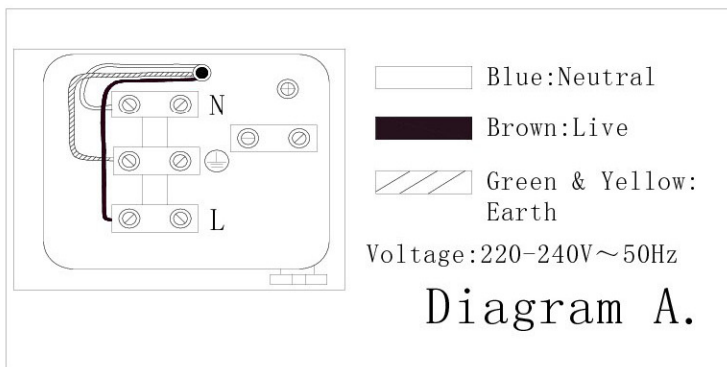
Type:	Rated Power:	Glass	Weight	Maximum projected area	Dimensions	Remark:
FL-22	4W(60x0.06W)	133x92x4mm	0.46Kg	0.01M ²	192x140x100mm	Electric shock protection class: I External light protection class: IP54 Lamp socket size:LED Rated voltage: 220-240V~ 50Hz Max height : <3M Universal for operating position
FL-23	8W(130x0.06W)	177x140x5mm	0.77Kg	0.02M ²	265x185x125mm	

II .Safety instructions

1. Before mounting and maintenance please make sure that the electrical supply has been switched off to avoid electric shock.
- 2., The light can not be used on building sites, engineering workshops and similar applications.
3. The light must be earthed.
- 4.The power cord must be a VDE-certified H05RN-F 3G 1.0 mm² cable waterproof.
- 5.Replace the cracked protection glass immediately and use only original parts to substitute.
- 6.Connect the yellow/green conductor of the connection supply cable with the connection block, marked with the earthings symbol.Mount the other wires into the connector block .see mark N and L(Diagram A)
7. Before the maintenance work takes place, the power should be switched off. The maintaining should be done only by a qualified electrician.

III Installation

- 1.The light is only suitable for fixed mounting.
- 2.Fix the appliance by 2 screws of minimum 6 mm and maximum 7 mm diameter.(fig.1)
- 3.For applications on normal inflammable surfaces follow the instructions of fig.2



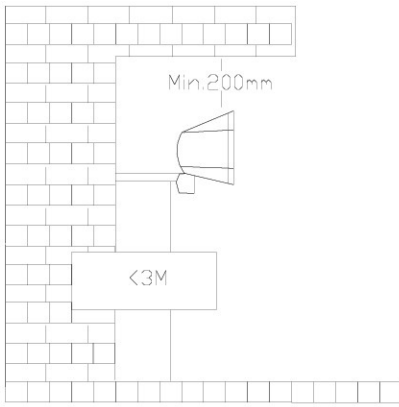


Fig.1

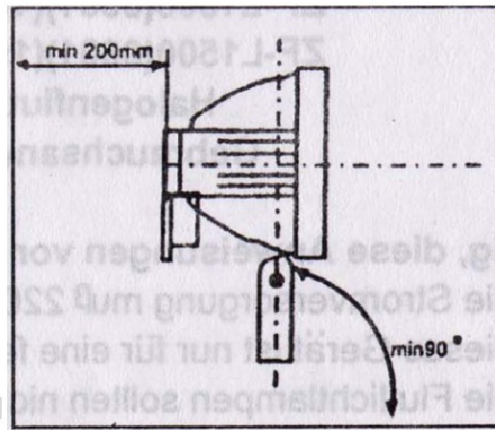


Fig.2

IV Maintenance

CAUTION: The light source of lamp can not be replaced, please replace a whole new lamp if the light source broken.



This marking indicates that this product should not be disposed with other household wastes throughout the EU. To prevent possible harm to the environment or human health from uncontrolled waste disposal, recycle it responsibly to promote the sustainable reuse of material resources. To return your used device, please use the return and collection systems or contact the retailer where the product was purchased. They can take this product for environmental safe recycling.