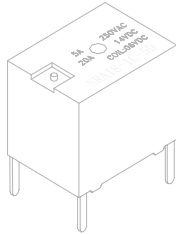


 <p>Industrial &amp; Electrical Components</p>	<h2>Automotive Relay</h2>	<p>Part No.</p> <h1>NRP18</h1>
---	---------------------------	--------------------------------



- 20A Switching capabilities
- Subminiature, stand PC layout
- High resistance to vibration
- Low power consumption 0.6W only.

### CONTACT

Arrangement	1A/1B/1C
Contact Material	Silver Alloy
Contact Resistance	
(By voltage drop 6V 1A)	Max. 100mΩ
Rating	5A 250VAC
Resistive load (Cos.Φ=1)	7A 125VAC
	20A 14VDC
Motor Inrush	25A 14VDC
Max. Allowable Voltage	16VDC 250VAC
Max. Allowable Current	25A
Max. Allowable Power	400W 840VA
Service life	
Electrical	1 X 10 <sup>5</sup>
Machanical	1 X 10 <sup>6</sup>

### CHARACTERISTICS

Operate Time	10ms
Release Time	5ms
Initial breakdown voltage	
Between coil & contact	1000VAC for 1 Min. 1mA
Between open contacts	500VAC for 1 Min. 1mA
Insulation Resistance	Min.100MΩ (500 VDC)
Ambient temperature	-40 °C ~+85 °C
Humidity	35~85%
Shock Functional	100 m/s2
Resistance Destruction	1000 m/s2
Vibration Functional	10 to 55 Hz , 1.5mm D.A. 5 minutes
Resistance Destruction	10 to 55 Hz , 1.5mm D.A. 2 Hours
Unit weight	6g Max.
Coil Temp.Rise	70 °C Max.

### ORDERING INFORMATION

e.g

**NRP - 18 - C - 12D - S - H**

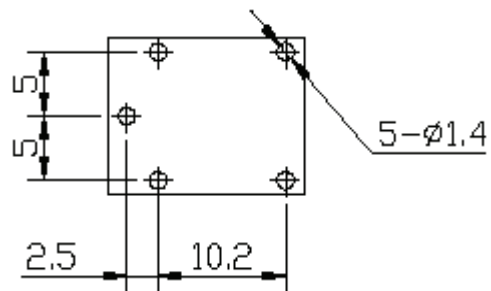
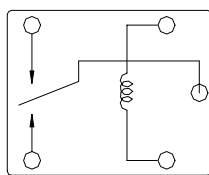
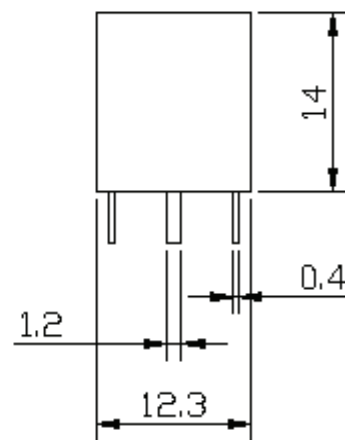
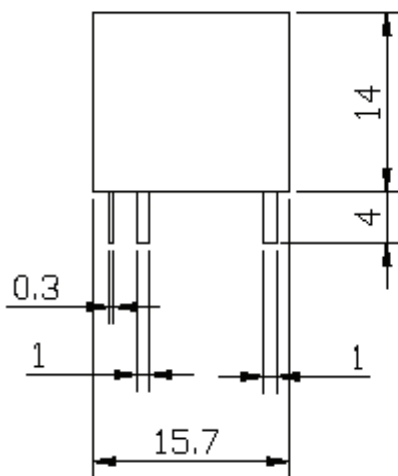
①      ②      ③      ④      ⑤      ⑥

- ① Series: NCR Pcb Relay Series
- ② Part No.
- ③ Contact Form: C=1C/O; A = N/O; B= N/C
- ④ Coil Voltage: 3, 4.5, 5, 6, 9, 12, 24 dc
- ⑤ S= Sealed type
- ⑥ Coil power : Nil = 0.8W, H =0.6W

**COIL DATA (at 20 °C)**

Nomina l Voltage (VDC)	Pick-up Voltage VDC(Max)	Drop-out Voltage VDC(Min)	Coil Resistance ( $\Omega$ ) $\pm$ 10%		Max.Allowable Voltage
			0.6W	0.8W	
6	3.90	0.60	60	45	150% of nominal Voltage
9	5.85	0.90	135	100	
12	7.80	1.20	240	180	
24	15.60	2.40	960	720	

**DIMENSIONS (Unit: mm)**



Industrial & Electrical Components